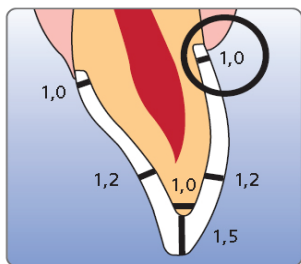
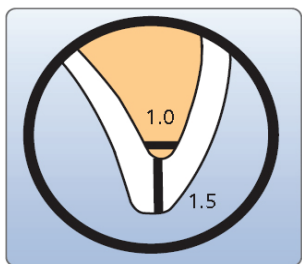
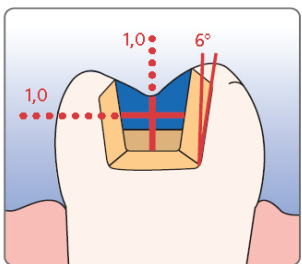
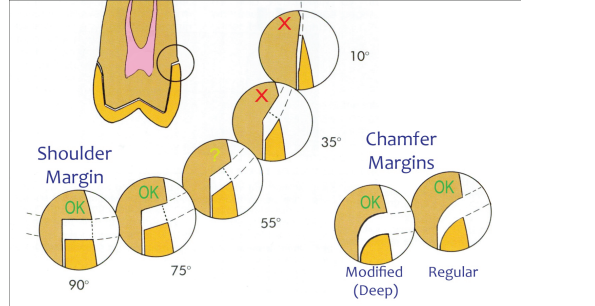


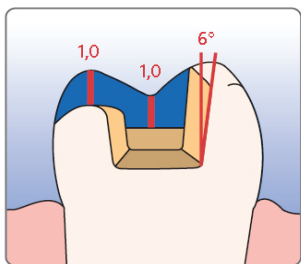
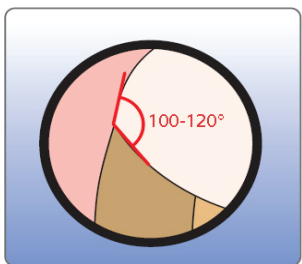
Veneer



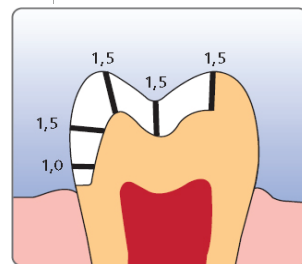
Anterior crown



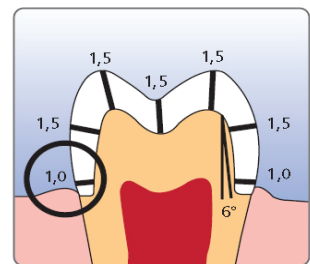
Inlay



Onlay



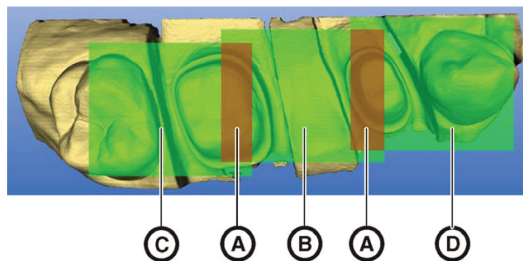
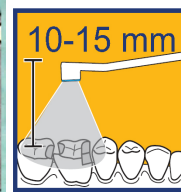
Partial crown



Posterior crown



1HourTooth™.com
1-877-my-CEREC

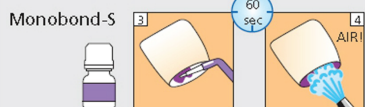


Preparation
Powdering
Wash
Air Dry
Powder
Air Dry
Pictures

Restoration



Pre-treatment of ceramic restorations:
According to manufacturer's instructions.
E.g. IPS Empress CAD: Etch for 60 sec
with IPS Ceramic etching gel (hydrofluoric
acid). Follow safety instructions.



60 sec




Dentin/Enamel



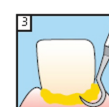
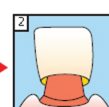
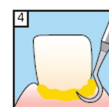
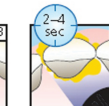


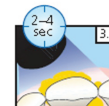
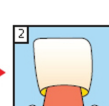
Mix Multilink
Primer A+B 1:1



15 sec application



Apply on
restoration



120 sec

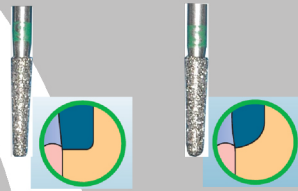
Remove excess immediately

CEREC® Essentials for prep, polish and finishing




1HourTooth's logic set

(when ever possible we will use generic names)



Prep burs:



- 557 - carbide
- 847-014 - FlatEnd Tapered Diamond
- 848-016 - Flat End Tapered Diamond (Long)
- 850-014 - Chamfur Diamond
- 807-018 - Long Inverted Cone Diamond
- 839-012 - End Cutting Diamond
- RA 4, 6, or 8 - Low Speed Round Bur



Gross Reduction

- 845-018 - Inlay Diamond (1/2 depth)
- 811-037 - Barrel Diamond

& Finishing burs:

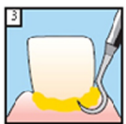
- 899-027C - Occlusal Reduction Diamond
- 369-025F - Fine Football Diamond
- 859-016SF - Long Needle Super Fine



Polishing burs:

- Diamond Brush - for occlusal groves
- Axis CeraGlaze® Porcelain Polishers
- Green: Prepolish
- Blue: Refining
- Yellow: Re-glazing
- (They come in different shapes)

Additional Items:



- 2045 - scaler (a MUST)
- Bite Registration material (Prefer CAD bite)
- Impression Chords (prefer with Epi, hemodent)
- Clay type of retraction devices (ie. Expasyl®)
- Optical powder (Ivoclar or Sirona)
- Multilink® (Translucent shade and A3 shade)
- 3M Unicem® Automix syringes
- Axis QwikStip Serrated White



Common Blocks:

Ivoclar (Empress CAD)®

Sizes: I-12 and C14

Shade:

- B1 HT & LT
- A1 HT, LT & Multi(C14)
- A2 HT, LT & Multi(C14)
- A3 HT(I-12) LT(C14)
- A3 Multi(C14)
- A3.5 HT only
- D3 HT only

3M Lava Ultimate®

Shade:

- A1 HT & LT
- A2 HT & LT
- A3 HT & LT
- A3.5 LT

Optional Items:

- Isolite®
- Diode Laser (for gingival isolation)
- Dry-Angles
- Diamond Paste Polisher



1HourTooth™
1-877-my-CEREC